

## Avid Learning Partner

### Student Software Activation Guide

We're excited that you are learning Avid's creative tools and are here to help keep you working outside the classroom during the interruptions caused by the global pandemic of Covid-19.

Let's get you started!

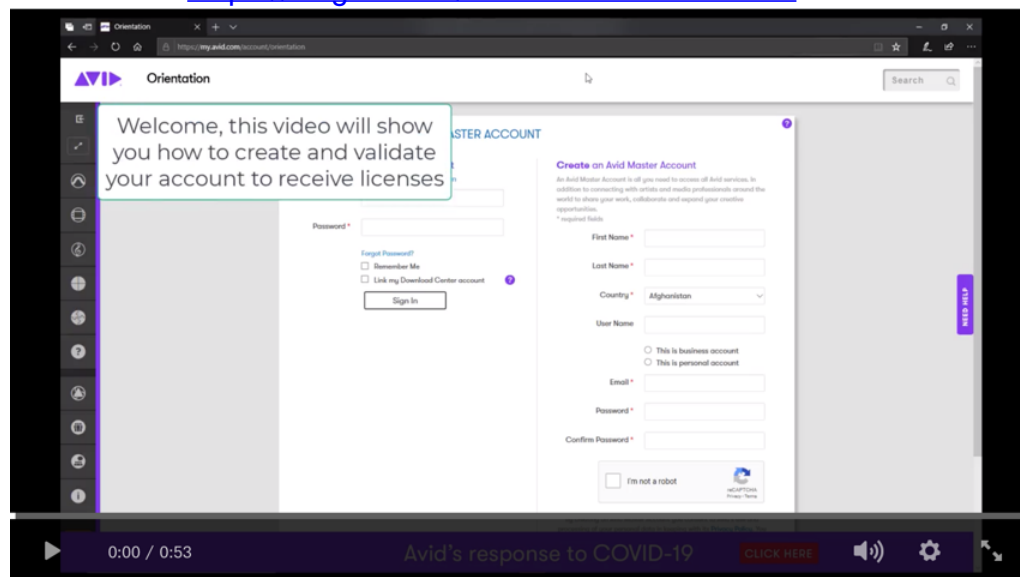
- [Set Up an Avid Account](#)
- [Check Your Computer](#)
- [Redeem your Avid Download Code](#)
- [Download and Install the Software](#)
- [Activate Your eBook](#)

### Setting Up Your Avid Account

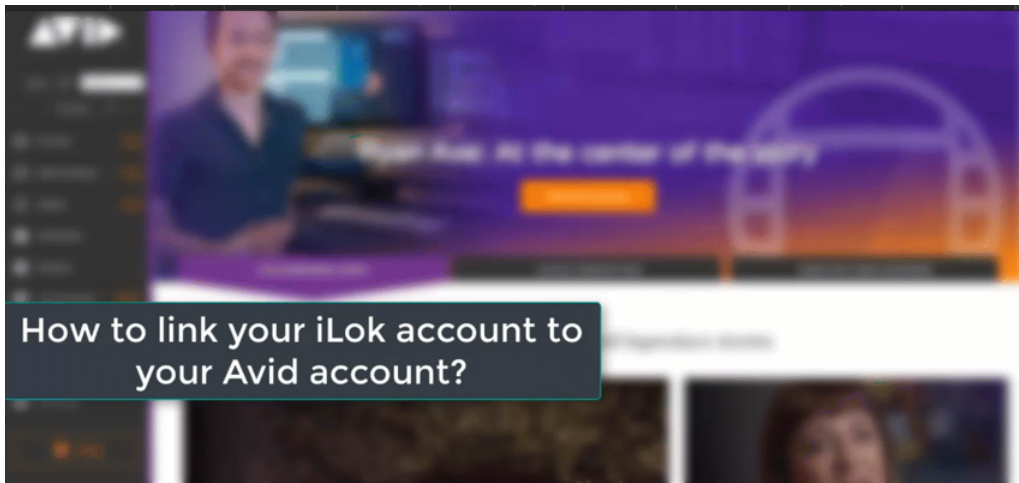
First things first, you need to set up and validate your Avid Account

- Go to <http://account.avid.com> to create and/or validate your account.

Here's how: <https://tinyurl.com/Avid-Account-Creation>.



For Pro Tools, you also need to [sign up for an iLok account](#) and [link it to your Avid account](#):



## Will Your Computer Run the Software?

Before installing the software, use the links below to check that your computer is capable of running the software. Generally speaking, you need a fast computer with a minimum of 16GB of RAM.

Even if your computer does not meet minimum system requirements *may* still be able to run the software, Avid simply cannot guarantee functionality.

Check out the specific requirements for your software here:

- [Media Composer](#)
- [Pro Tools](#)
- [Sibelius](#)

## Got Catalina?

Avid is working to quickly update its software for full compatibility with macOS Catalina, but the good news is you have ways to use it right away, with a few limitations.

- [Media Composer 2020.2 Public Beta for macOS Catalina](#)
- [Pro Tools 2019.12 on macOS Catalina](#)

## Connecting to Avid

The simplest way to download, install and manage your Avid software is using the Avid Link app. Avid Link lets you manage your products and account, plus connect to the worldwide Avid community, all in one place.

Click the image or link below to download the latest installer of the Avid Link app.



[Download Avid Link](#)

## Redeeming your Avid License

Here's how to redeem your Avid download code for each piece of Avid Software

- [Avid Link | Redemption Process](#)

Here is a direct link to redeem your license

<https://my.avid.com/products/redemption>

## Downloading and Installing the Software

Here's how to download and activate each piece of software:

- [Media Composer Download \(video\)](#)
- [Media Composer Activation via Avid Link \(video\)](#)
- [Media Composer Online Activation \(video\)](#)
- [Pro Tools Download \(video\)](#)

- [Pro Tools Installation](#)
- [Pro Tools Activation with iLok Cloud](#)
- [Sibelius Download](#)
- [Sibelius Activation via Avid Link or Activation Code](#)

If you have any problems installing or activating the Avid software, contact your instructor or your school's support staff for assistance. They can assist with common troubleshooting steps, and will know how to contact Avid Support, if needed.

## Accessing Older Versions of Software

The temporary license you receive will run the latest version of Avid software, as well as older versions, including:

- Media Composer 2018.9 and above
  - 2018.x is the classic interface
  - 2019.x and 2020.x have the new interface
- Pro Tools v.12 and above
- Sibelius v.7 and above

All versions of software are available in the Avid Download Center.

- [How to Create a Download Center Account](#)
- [How to Access Software Installers on the Download Center](#)
- 

## Activating Your eBook

Avid is offering temporary ebooks for those students who do not have access to the books they purchased for class. Let your instructor know if you need one.


When you purchase an Avid ebook, it is yours to keep. You can open it on multiple devices, and create and save study notes. **Temporary ebooks are for use on one device only.** Whichever device you use to activate the ebook will be the only device on which you can use it. We also recommend taking notes in another app or on a different device. Any notes made in a temporary ebook will be lost when the ebook expires.

If you requested a temporary ebook, you will receive the activation link at the same time that the software licenses are distributed.

To activate the ebook:

1. Open the email on the device you want to use to read your ebook.
2. Click the link in the email.

3. Follow the simple 3-step instructions on the page:



---

Instructions for downloading:

"MC101 2019/20 - TEMP 90-Day - Media Composer Fundamentals I"

---

3 QUICK STEPS TO GET YOUR BOOK

1

Create your free Adobe account [here](#)  
This will create a free account you can use to access your books.

2

Install [Adobe Digital Editions](#) for your device  
You will need to use the Adobe Digital Editions reader app to view your books.

3

Download your book access file [here](#)  
Open your ACSM file with Adobe Digital Editions and enjoy your book!

## Course Assets and Media Files

Your instructor may also request download links for each Avid certification course you are enrolled in. These links will give you the media and course files required to complete the lessons and exercises in the book.

Download links will be sent to you by email.

After download, refer to the **Introduction** chapter of your Avid coursebook (i.e. MC101, PT110, etc.) for instructions on how to install the course files in the appropriate folders on your computer.